

GreenTech: Mainstreaming Technologies in Green, Blue, and Clean Operations

Course Login Instructions

New User

Existing User



Step 1 – New User Sign-up and Login

Steps to sign up as a new external user

To access the course, click the [GreenTech: Mainstreaming Technologies in Green, Blue, and Clean Operations](#) course link .

1. Upon clicking the course link, you will be redirected to the Sign-in form. If you are a new user, click on Create Account highlighted below

WORLD BANK GROUP

Sign-in to Access the Application

Username (e.g. jdoe@email.com; WB Staff use UPI)

Next

Disclaimer

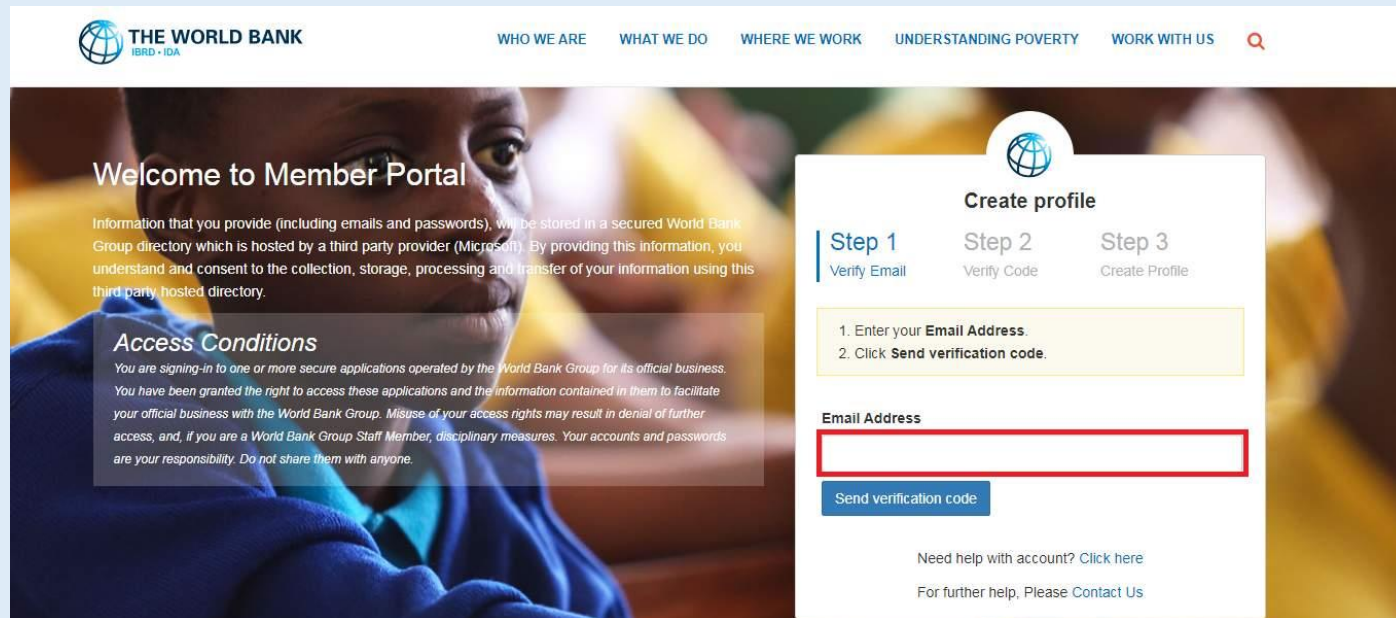
Create Account Member Center Help

2. This will take you to the screen to create a new account.

Step 2 – New User Sign-up and Login

Steps to sign up as a new external user

3. Enter your email address as **First** step.



THE WORLD BANK
IBRD • IDA

WHO WE ARE | WHAT WE DO | WHERE WE WORK | UNDERSTANDING POVERTY | WORK WITH US

Welcome to Member Portal

Information that you provide (including emails and passwords), will be stored in a secured World Bank Group directory which is hosted by a third party provider (Microsoft). By providing this information, you understand and consent to the collection, storage, processing and transfer of your information using this third party hosted directory.

Access Conditions

You are signing-in to one or more secure applications operated by the World Bank Group for its official business. You have been granted the right to access these applications and the information contained in them to facilitate your official business with the World Bank Group. Misuse of your access rights may result in denial of further access, and, if you are a World Bank Group Staff Member, disciplinary measures. Your accounts and passwords are your responsibility. Do not share them with anyone.

Create profile

Step 1 Verify Email | **Step 2** Verify Code | **Step 3** Create Profile

1. Enter your **Email Address**.
2. Click **Send verification code**.

Email Address

[Send verification code](#)

[Need help with account? Click here](#)

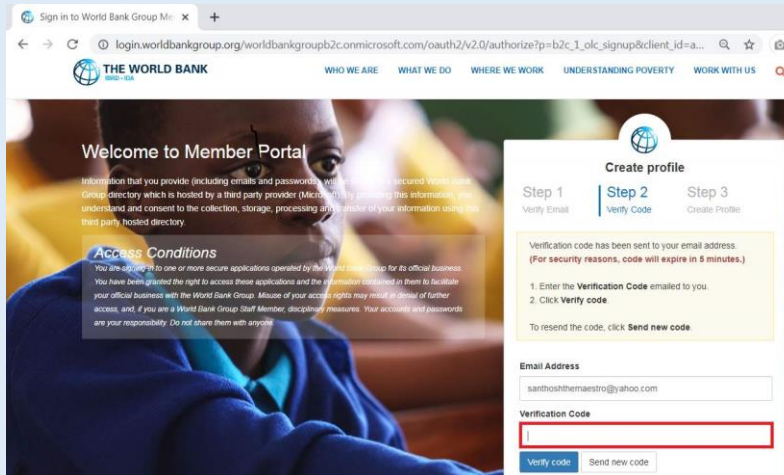
[For further help, Please Contact Us](#)

Step 3 – New User Sign-up and Login

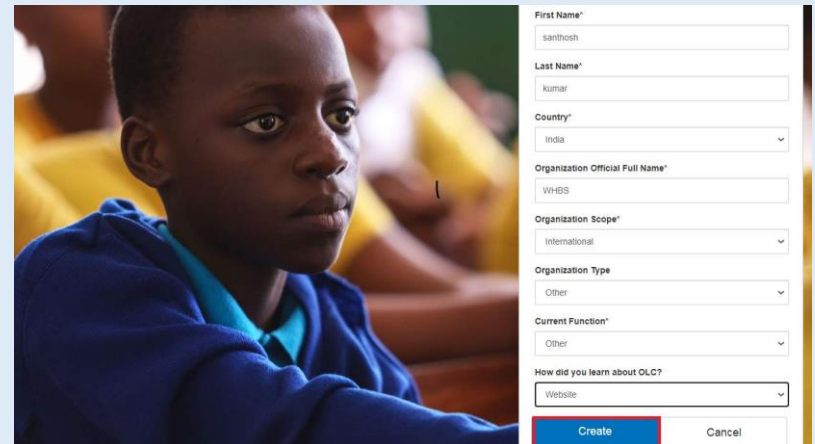
Steps to sign up as a new external user

4. Enter World Bank verification code received in your mail as **Second** step.

5. Enter required basic information details to create profile as **Third** step and Click **“Create”** to complete the registration.



The screenshot shows the 'Create profile' section of the World Bank Member Portal. It is divided into three steps: Step 1 (Verify Email), Step 2 (Verify Code), and Step 3 (Create Profile). Step 2 is currently active. The text indicates that a verification code has been sent to the user's email address and will expire in 5 minutes. The user is prompted to enter the verification code in a text field, which is currently empty. Below the text field are buttons for 'Verify code' and 'Send new code'. The user's email address, 'santhoshthemaestro@yahoo.com', is displayed in a field above the verification code field.



The screenshot shows the 'Create profile' section of the World Bank Member Portal, specifically the 'Step 3: Create Profile' form. The form contains several input fields for user information: First Name (santhosh), Last Name (kumar), Country (India), Organization Official Full Name (WHBS), Organization Scope (International), Organization Type (Other), Current Function (Other), and How did you learn about OLC? (Website). At the bottom of the form are two buttons: 'Create' and 'Cancel'.



Step 4 – New User Sign-up and Login

Steps to sign up as a new external user

6. Upon successful creation of the profile, the user will be redirected to the Login screen to enter his/her email address and click on the Next button.

WORLD BANK GROUP

Sign-in to Access the Application

Username (e.g. j.doe@email.com; WB Staff use UPI)

Next

Disclaimer

Create Account | Member Center Help


7. Upon successful Login, the user will be redirected to the course details page in Saba Cloud. A screenshot of course details page is shown in **Step 5** of the instructions.



Step 5 – Course Details Page in Saba

- You will be redirected to the course details page in Saba Cloud.
- Click the “ENROLL” button to register for the course.


Activities

 **GreenTech: Mainstreaming Technologies in Green, Blue, and Clean Operations 16Nov2020**
16-NOV-2020 To 13-DEC-2020

Additional Information

Activity Type: Online course or Module

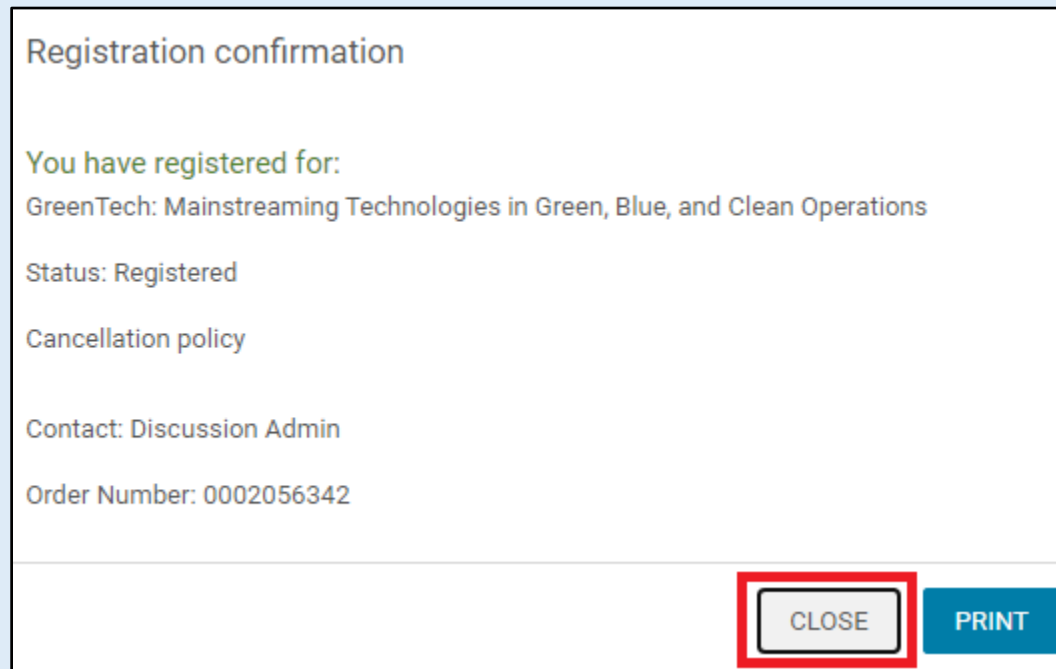
Delivery Subtype: Virtual Blended



ENROLL

Step 6 – Registration Confirmation

You will now see the registration confirmation window, shown in screenshot below.





Step 7 – Launch the Course

Please close the registration confirmation and then you will reach the course homepage. Here you can view the event details and event schedules.

The screenshot shows the course homepage with the following details:

- Class:** GreenTech: Mainstreaming Technologies in Green, Blue, and Clean Operations
- ID:** 0000050242
- Status:** Registered
- Registered on:** 22-OCT-2020
- MY PROGRESS:** COURSE OVERVIEW, OTHER INFORMATION, MY HISTORY
- Event Schedule:**
 - Week 1 - Clean Environment** (Jan 1 Nov Webinar Nov 16 2020)
 - Week 2 - Green Environment** (Jan 1 Nov Webinar Nov 23 2020)
 - Week 3 - Blue Economy** (Jan 1 Nov Webinar Nov 30 2020)
 - Week 4 - Integrated Green Tech** (Jan 1 Nov Webinar Dec 07 2020)
- Countdown to the Event:** 24 Days, 4 Hours, 13 Minutes, 19 Seconds
- About the Event:** Effectively addressing environmental challenges relating to pollution and sustainable natural resource management under a changing climate are central to sustainable development. Globally, air pollution is estimated to result in 7 million deaths annually. About 80 percent of the wastewater generated globally flows back into the ecosystem without being treated or reused. Over half the tropical rainforests have been destroyed since the 1950s. Globally, about 24 billion tons of fertile topsoil is lost every year after it takes about 500 years to form an inch of topsoil. The planet has lost 40% of its species between 1970 and 2000, and a million plant and animal species are near extinction.



Step 1 – Existing User Login

To access the course, click the [GreenTech: Mainstreaming Technologies in Green, Blue, and Clean Operations](#) course link .

1. Being existing user, on seeing the login screen, enter your credentials (registered email address, password for external, UPI and Secure ID for Staff) Click on the Next Button.

Sign-in to Access the Application

Username (e.g. Jdoe@email.com; WB Staff use UPI)

Next

Disclaimer

Create Account | Member Center Help


- Once your credential is validated, you will be logged in successfully and redirected to the course details page in Saba Cloud shown in **Step 2** of the instructions.



Step 2 – Course Details Page in Saba

- You will be redirected to the course details page in Saba Cloud.
- Click the “ENROLL” button to register for the course

Activities

 **GreenTech: Mainstreaming Technologies in Green, Blue, and Clean Operations 16Nov2020**
16-NOV-2020 To 13-DEC-2020

Additional Information

Activity Type: Online course or Module

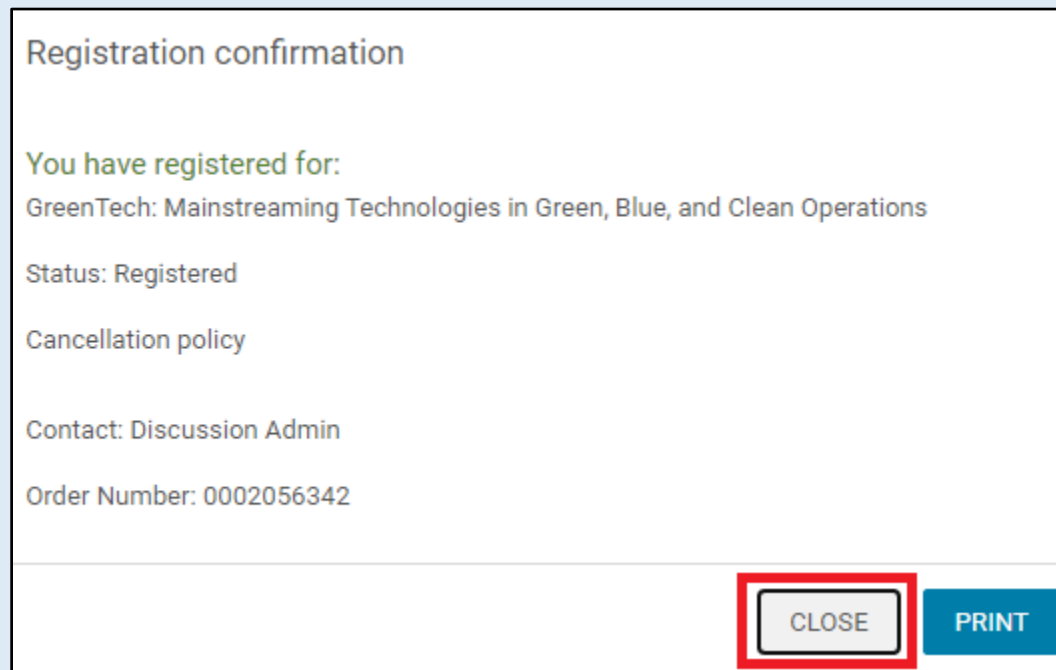
Delivery Subtype: Virtual Blended

^

ENROLL

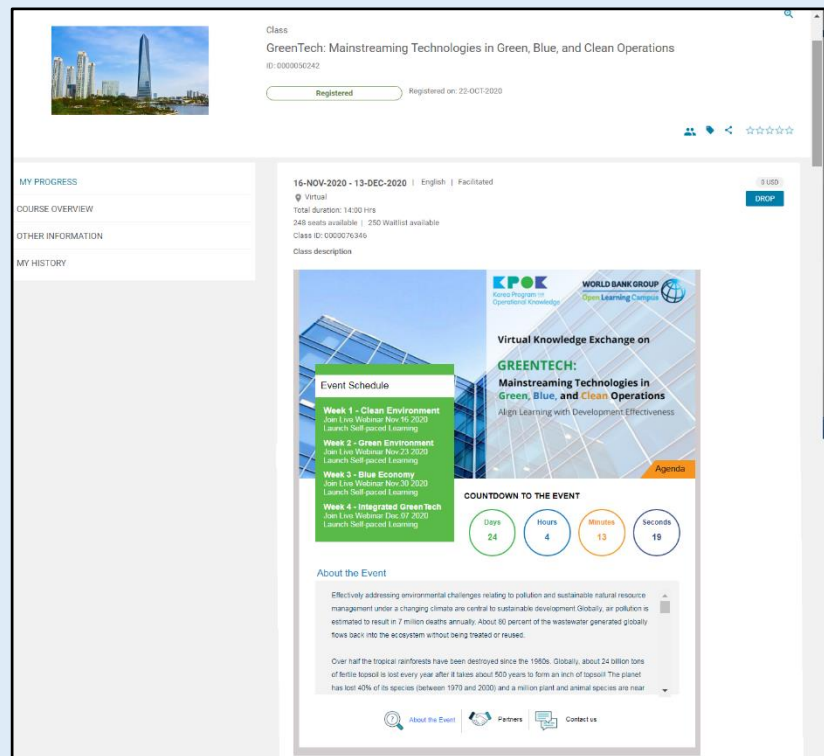
Step 3 – Registration Confirmation

You will now see the registration confirmation window, shown in screenshot below.



Step 4 – Launch the Course

Please close the registration confirmation and then you will reach the course homepage. Here you can view the event details and event schedules.



The screenshot displays the course homepage for 'GreenTech: Mainstreaming Technologies in Green, Blue, and Clean Operations'. The page includes a navigation menu on the left with options like 'MY PROGRESS', 'COURSE OVERVIEW', 'OTHER INFORMATION', and 'MY HISTORY'. The main content area features a class description, an event schedule, and a countdown timer. The event schedule lists four weeks: Week 1 - Clean Environment (Nov 16-19, 2020), Week 2 - Green Environment (Nov 23-27, 2020), Week 3 - Blue Economy (Nov 30-Dec 4, 2020), and Week 4 - Integrated Green Tech (Dec 07-11, 2020). The countdown timer shows 24 days, 4 hours, 13 minutes, and 19 seconds remaining until the event. The page also includes logos for KPOK and the World Bank Group, and a section titled 'About the Event' with text about environmental challenges and waste management.